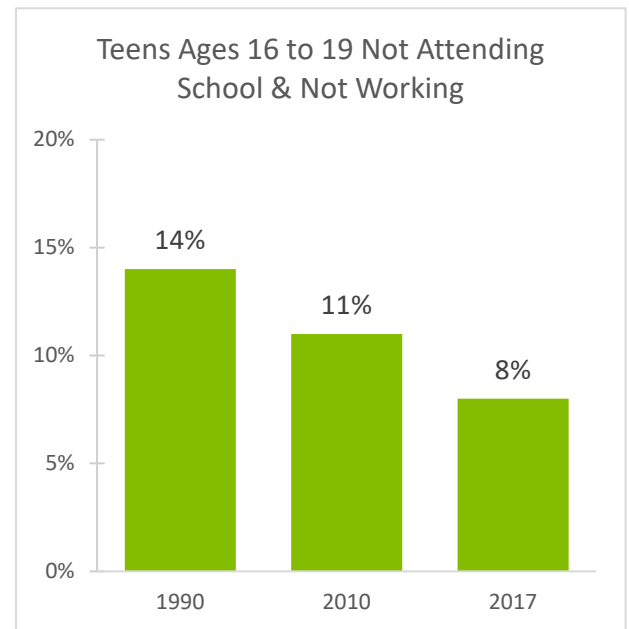
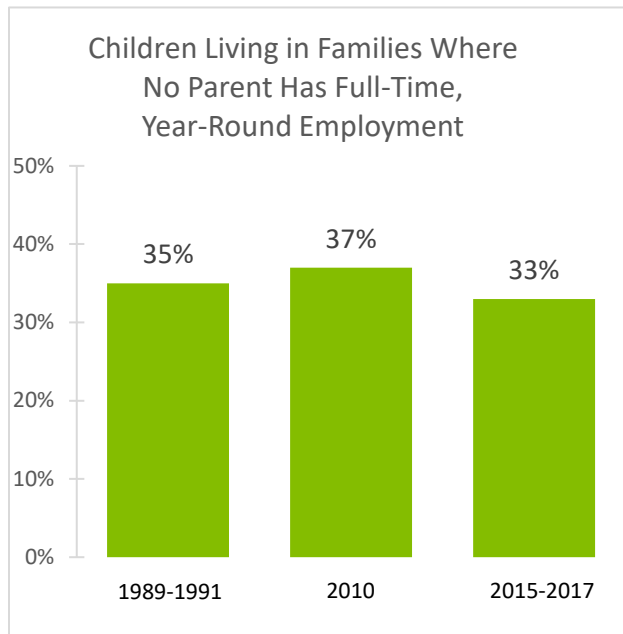
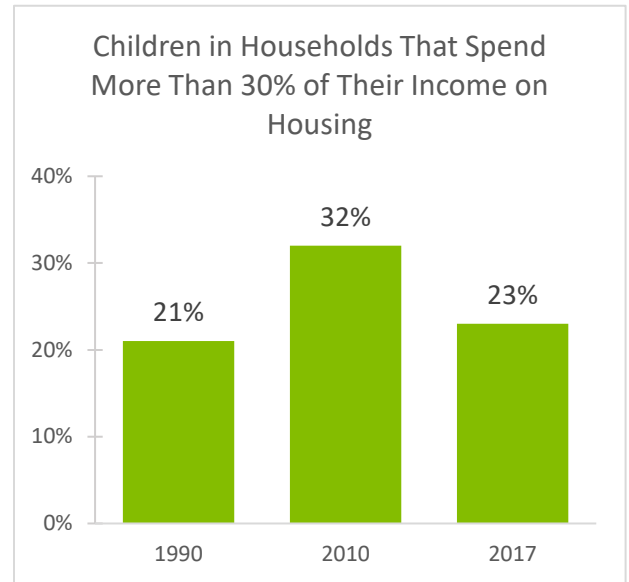
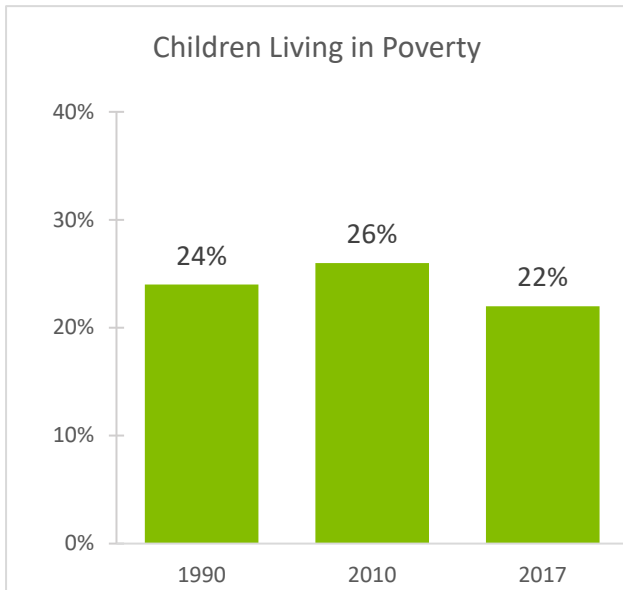


# How Do Kentucky's Current Youth Compare to a Generation Ago?

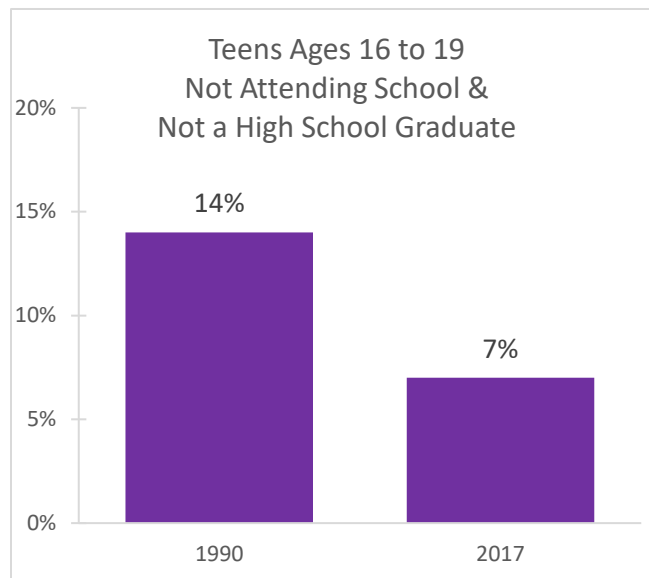
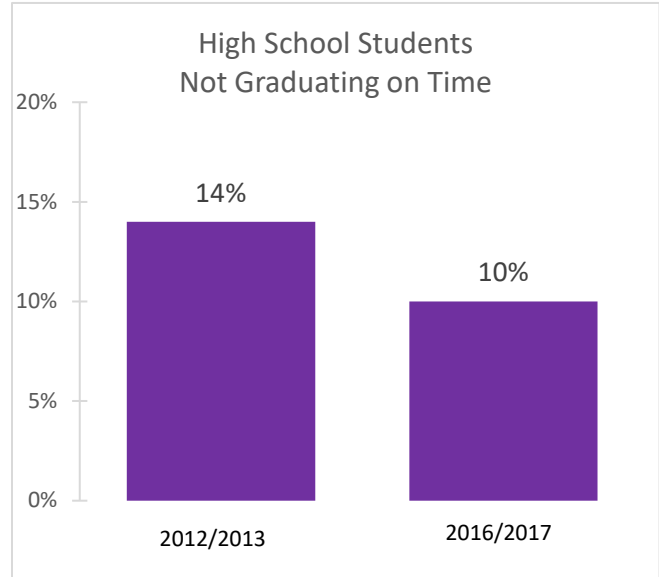
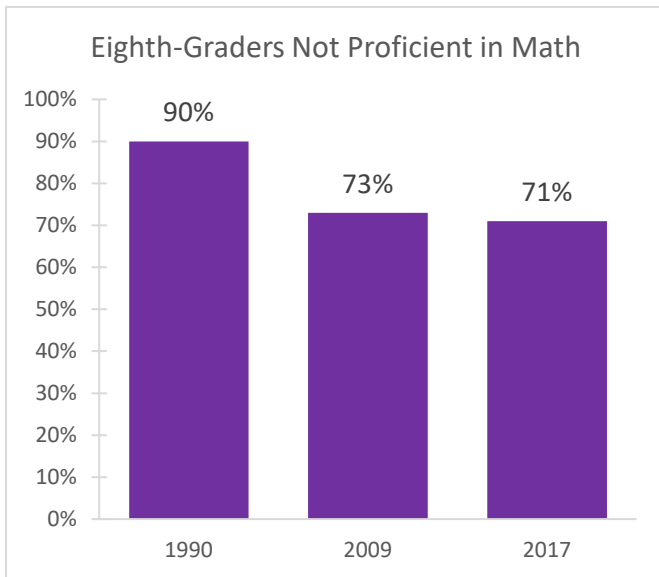
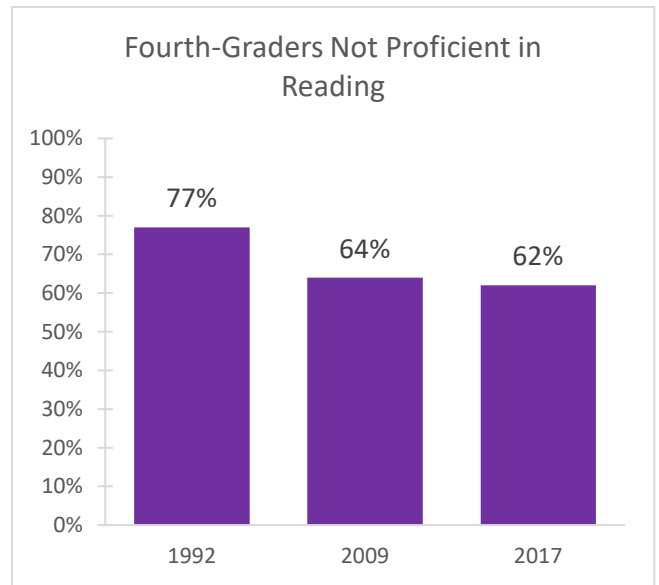
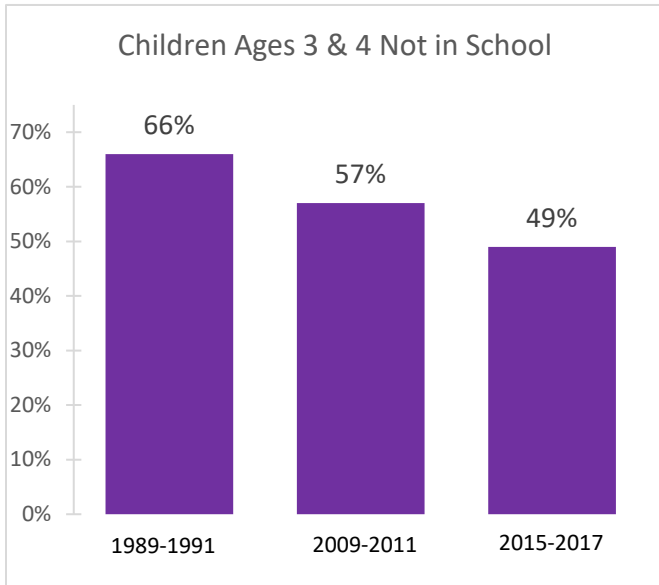
The Annie E. Casey Foundation published the first *KIDS COUNT Data Book* in 1990 to provide a comprehensive picture of American children and their families that was comparable across states. While some of the measures have changed over time, the ultimate goal of the KIDS COUNT project has remained as stated in that first edition: “to stimulate change for children by accurately portraying children’s needs. [As] it is only through increased knowledge of the ways in which policies, programs and services affect children and youth that we can more effectively spend taxpayers’ dollars and make kids count.” With the release of the 30<sup>th</sup> edition of the national *Data Book*, we’re looking back to see how Kentucky’s current youth are faring compared to the those in 1990 (approximately one generation ago).



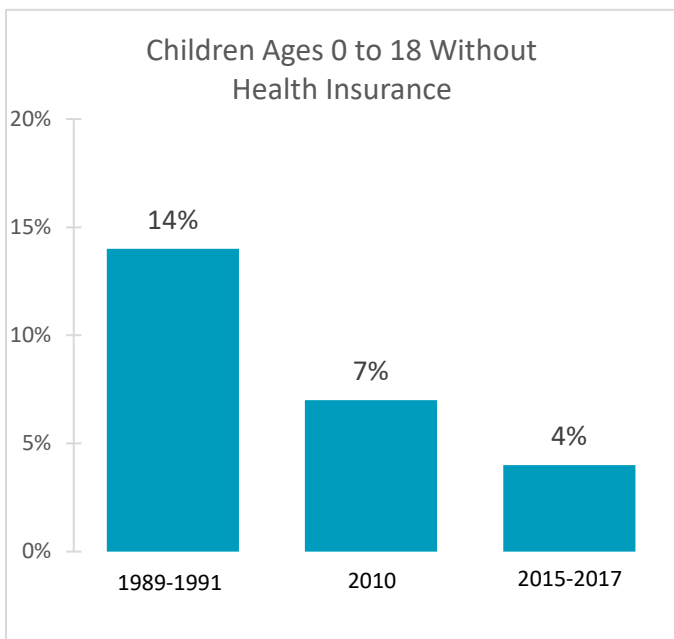
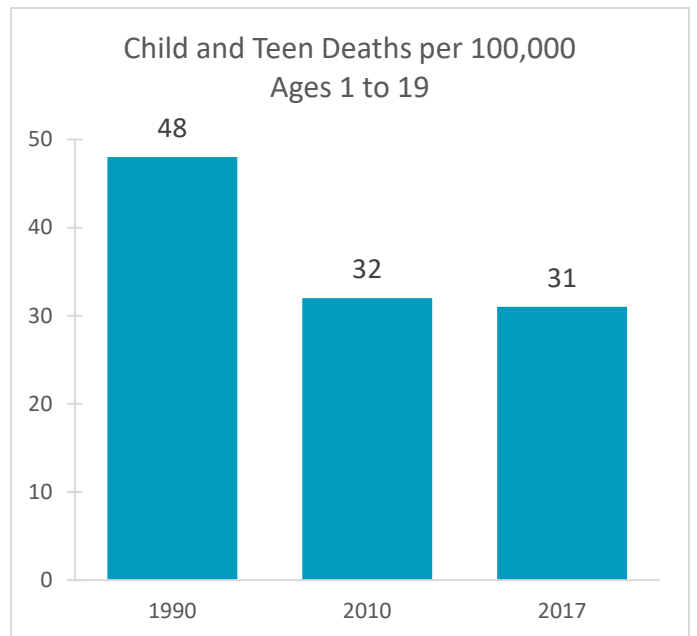
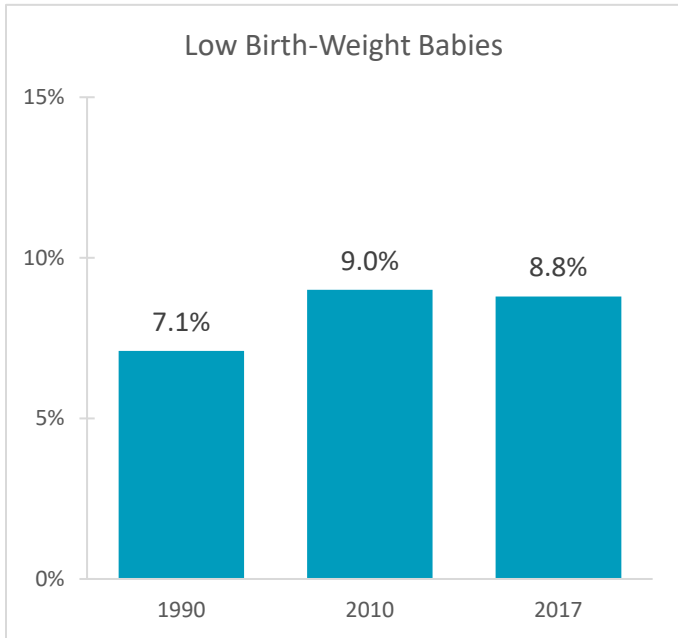
## ECONOMIC SECURITY



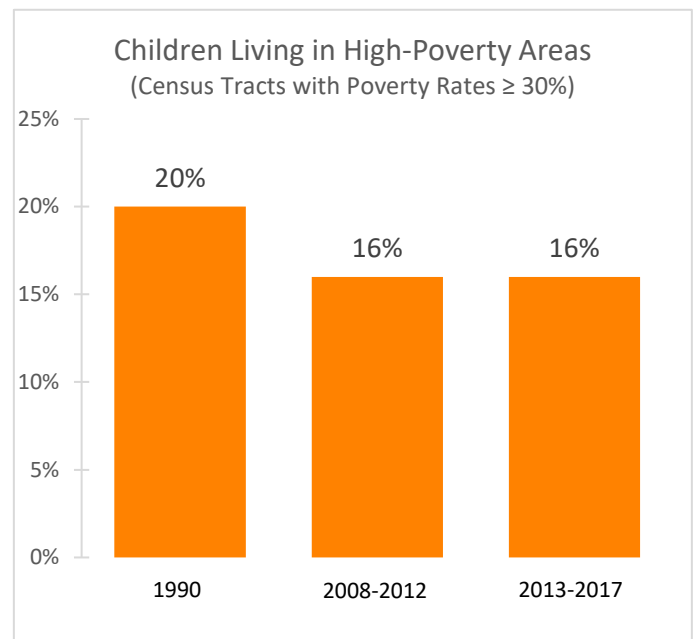
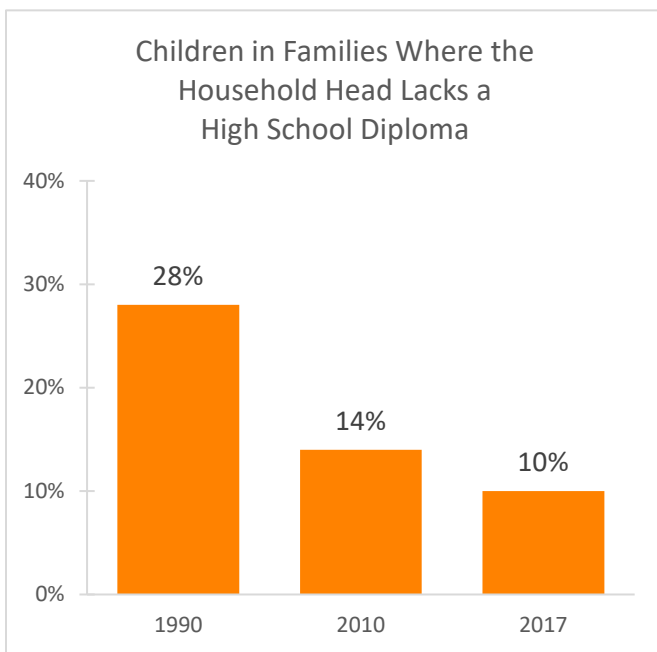
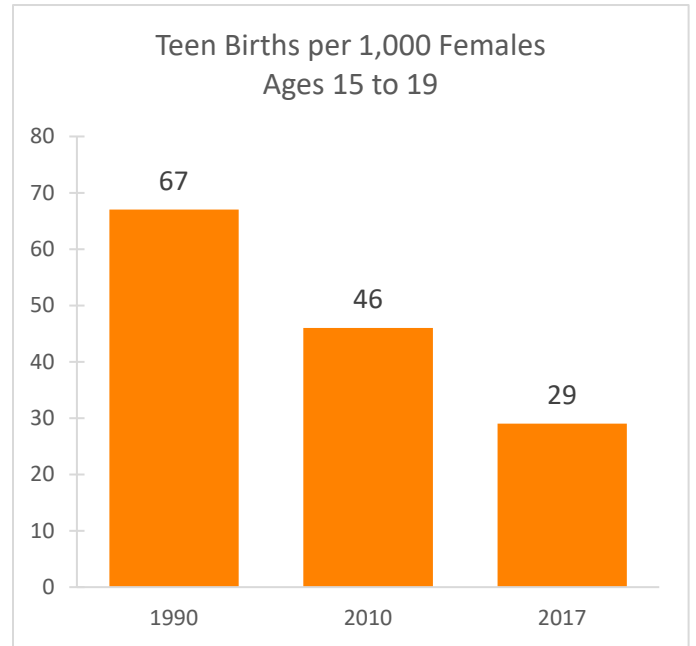
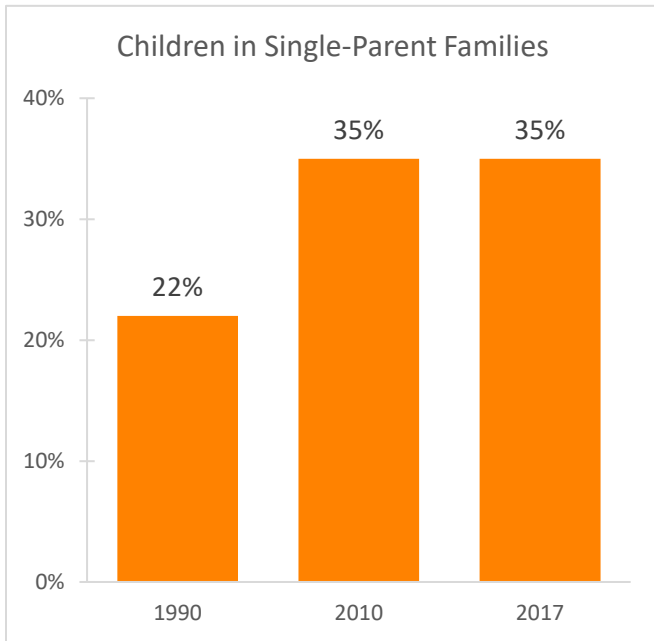
# EDUCATION



# HEALTH



## FAMILY & COMMUNITY



Indicator	Year of data	Source
Children living in poverty	1990	Census of Population, CP-2-1 "Social and Economic Characteristics"
	2010	American Community Survey (ACS) 1-year estimates
	2017	American Community Survey (ACS) 1-year estimates
Children in households that spend more than 30% of their income on housing	1990	Census of Population and Housing, Public Use Microdata Samples (PUMS)
	2010	American Community Survey (ACS) 1-year microdata files
	2017	American Community Survey (ACS) 1-year microdata files
Teens ages 16 to 19 not attending school and not working	1990	Current Population Survey (CPS), Basic Monthly Survey microdata
	2010	American Community Survey (ACS) 1-year estimates
	2017	Current Population Survey (CPS), Basic Monthly Survey microdata
Children living in families where no parent has full-time, year-round employment	1989-1991	Current Population Survey (CPS), Annual Social and Economic Supplement (ASEC) microdata
	2010	American Community Survey (ACS) 1-year microdata files
	2015-2017	Current Population Survey (CPS), Annual Social and Economic Supplement (ASEC) microdata
Children ages 3 and 4 not attending school	1989-1991	Current Population Survey (CPS), School Enrollment and Internet Use Supplement microdata, 3-year average
	2009-2011	American Community Survey (ACS) pooled 1-year estimates
	2015-2017	Current Population Survey (CPS), School Enrollment and Internet Use Supplement microdata, 3-year average
Fourth-graders who scored below proficient in reading	1992	U.S. Department of Education, National Center for Education Statistics, National Assessment of Educational Progress (NAEP)
	2009	U.S. Department of Education, National Center for Education Statistics, National Assessment of Educational Progress (NAEP)
	2017	U.S. Department of Education, National Center for Education Statistics, National Assessment of Educational Progress (NAEP)
Eighth-graders who scored below proficient in math	1990	U.S. Department of Education, National Center for Education Statistics, National Assessment of Educational Progress (NAEP)
	2009	U.S. Department of Education, National Center for Education Statistics, National Assessment of Educational Progress (NAEP)
	2017	U.S. Department of Education, National Center for Education Statistics, National Assessment of Educational Progress (NAEP)
High school students not graduating on time	2012/2013	U.S. Department of Education, National Center for Education Statistics, Common Core
	2016/2017	U.S. Department of Education, National Center for Education Statistics, Common Core
Teens ages 16 to 19 not attending school and not a high school graduate	1990	Current Population Survey (CPS), Basic Monthly microdata
	2017	Current Population Survey (CPS), Basic Monthly microdata
Low birth-weight babies	1990	Centers for Disease Control and Prevention, National Center for Health Statistics, Vital Statistics, Public-Use data file
	2010	Centers for Disease Control and Prevention, National Center for Health Statistics, Vital Statistics, CDC WONDER
	2017	Centers for Disease Control and Prevention, National Center for Health Statistics, Vital Statistics, CDC WONDER
Child and teen death rate (deaths per 100,000 children ages 1 to 19)	1990	Centers for Disease Control and Prevention, National Center for Health Statistics, Vital Statistics, Public-Use data file
	2010	Centers for Disease Control and Prevention, National Center for Health Statistics, Vital Statistics, CDC WONDER
	2017	Centers for Disease Control and Prevention, National Center for Health Statistics, Vital Statistics, CDC WONDER
Children ages 0 to 18 without health insurance	1989-1991	Current Population Survey (CPS), Annual Social and Economic Supplement (ASEC)
	2010	American Community Survey (ACS) 1-year estimates
	2015-2017	Current Population Survey (CPS), Annual Social and Economic Supplement (ASEC)
Teen birth rate (births per 1,000 females ages 15 to 19)	1990	Centers for Disease Control and Prevention, National Center for Health Statistics, Vital Statistics, Public-Use data file
	2010	Centers for Disease Control and Prevention, National Center for Health Statistics, Vital Statistics, CDC WONDER
	2017	Centers for Disease Control and Prevention, National Center for Health Statistics, Vital Statistics, CDC WONDER
Children in families where the household head lacks a high school diploma	1990	Census of Population and Housing, Public Use Microdata Samples (PUMS)
	2010	American Community Survey (ACS) 1-year microdata files
	2017	American Community Survey (ACS) 1-year microdata files
Children in single-parent families	1990	Census of Population and Housing, Public Use Microdata Samples (PUMS)
	2010	American Community Survey (ACS) 1-year estimates
	2017	American Community Survey (ACS) 1-year microdata files
Children living in high-poverty areas (census tracts with poverty rates $\geq$ 30%)	1990	Census of Population and Housing, summary files
	2008-2012	American Community Survey (ACS) 5-year summary files
	2013-2017	American Community Survey (ACS) 5-year microdata files