



















JESSAMINE COUNTY PROFILE























		KENTUCKY			JESSAMINE		
		BASELINE DATA	LATEST DATA	CHANGE SINCE BASELINE*	BASELINE DATA	LATEST DATA	CHANGE SINCE BASELINE* RANKING**
ECONOMIC SECURITY 	CHILDREN IN DEEP POVERTY (below 50% of the federal poverty level)	12% 2007-11	12% 2012-16		13% 2007-11	14% 2012-16	 58 of 105
	CHILDREN IN POVERTY (below 100% of the federal poverty level)	27.2% 2011	24.4% 2016		25.3% 2011	21.2% 2016	 21 of 120
	CHILDREN IN LOW-INCOME FAMILIES (below 200% of the federal poverty level)	48% 2007-11	48% 2012-16		48% 2007-11	45% 2012-16	 23 of 120
	CHILDREN LIVING IN FOOD INSECURE HOUSEHOLDS	22.4% 2011	19.2% 2016		20.0% 2011	18.4% 2016	 36 of 120
School district level data & rankings EDUCATION 	KINDERGARTENERS READY TO LEARN	49.0% SY 2013-2014	51.4% SY 2017-2018		51.2% SY 2013-2014	48.0% SY 2017-2018	 91 of 171
	ELEMENTARY SCHOOL STUDENTS PROFICIENT IN READING	47.8% SY 2012-2013	54.6% SY 2017-2018		48.1% SY 2012-2013	53.5% SY 2017-2018	 94 of 173
	MIDDLE SCHOOL STUDENTS PROFICIENT IN MATH	40.7% SY 2012-2013	47.0% SY 2017-2018		37.6% SY 2012-2013	44.0% SY 2017-2018	 95 of 173
	HIGH SCHOOL STUDENTS GRADUATING ON TIME	86.1% SY 2012-2013	90.3% SY 2017-2018		81.0% SY 2012-2013	94.1% SY 2017-2018	 86 of 167

 Better
  No Change
  Worse
  Baseline data not available for this indicator.

*Changes were not tested for statistical significance

**Some counties and school districts not included in rankings due to data suppression or unavailable data

JESSAMINE COUNTY PROFILE

	KENTUCKY			JESSAMINE			
	BASELINE DATA	LATEST DATA	CHANGE SINCE BASELINE*	BASELINE DATA	LATEST DATA	CHANGE SINCE BASELINE*	RANKING**
HEALTH 	SMOKING DURING PREGNANCY	21.3% 2009-2011	18.1% 2014-2016		20.8% 2009-2011	19.6% 2014-2016	 38 of 120
	LOW-BIRTHWEIGHT BABIES	9.0% 2009-2011	8.8% 2014-2016		7.9% 2009-2011	9.3% 2014-2016	 79 of 120
	CHILDREN UNDER 19 WITH HEALTH INSURANCE	93.5% 2011	96.7% 2016		92.6% 2011	96.0% 2016	 80 of 120
	YOUNG ADULTS (AGES 19-25) WITH HEALTH INSURANCE		82% 2012-2016			86% 2012-2016	 17 of 120
	TEEN BIRTHS (rate per 1,000 females ages 15-19)	45.9 2009-2011	31.7 2014-2016		41.6 2009-2011	27.7 2014-2016	 23 of 120
FAMILY & COMMUNITY 	BIRTHS TO MOTHERS WITHOUT A HIGH SCHOOL DEGREE	18.7% 2009-2011	14.3% 2014-2016		16.5% 2009-2011	11.2% 2014-2016	 25 of 120
	CHILDREN IN OUT-OF-HOME CARE (rate per 1,000 children ages 0-17)	35.3 2011-2013	43.7 2015-2017		18.3 2011-2013	23.2 2015-2017	 14 of 119
	YOUTH INCARCERATED IN THE JUVENILE JUSTICE SYSTEM (rate per 1,000 children ages 10-17)	51.9 2010-2012	25.6 2015-2017		71.4 2010-2012	51.1 2015-2017	 107 of 114
	CHILDREN LIVING IN HIGH-POVERTY AREAS	38% 2007-2011	40% 2012-2016		30% 2007-2011	32% 2012-2016	 33 of 120

 Better
  No Change
  Worse
  Baseline data not available for this indicator.

*Changes were not tested for statistical significance

**Some counties and school districts not included in rankings due to data suppression or unavailable data