

Family values in Kentucky



ARE MORE THAN JUST TALK

ALL CHILDREN DESERVE A SAFE AND NURTURING PLACE TO CALL HOME.

Sometimes children are unable to stay in their home with their parents for a variety of reasons:



PARENTAL DEATH



PARENTAL
SUBSTANCE ABUSE



MILITARY DEPLOYMENT



ABUSE AND NEGLECT



PARENTAL PHYSICAL OR
MENTAL HEALTH ISSUES



PARENTAL DISABILITY

During these difficult times grandparents and other relatives often step up to provide care for these children, known as **KINSHIP CARE**.

KINSHIP CARE IS GOOD FOR CHILDREN¹

Research shows that children raised in kinship care:

- Keep **TIES TO FAMILY**
- Experience **LESS TRAUMA** at parental separation
- Have **FEWER EDUCATIONAL DISRUPTIONS**
- Have **FEWER BEHAVIORAL PROBLEMS**



HOW MANY KENTUCKY CHILDREN ARE BEING RAISED BY KIN?

6% OF KENTUCKY CHILDREN ARE RAISED IN KINSHIP CARE; NO STATE HAS A HIGHER RATE.²

59,000 CHILDREN RAISED BY KINSHIP CAREGIVERS.³

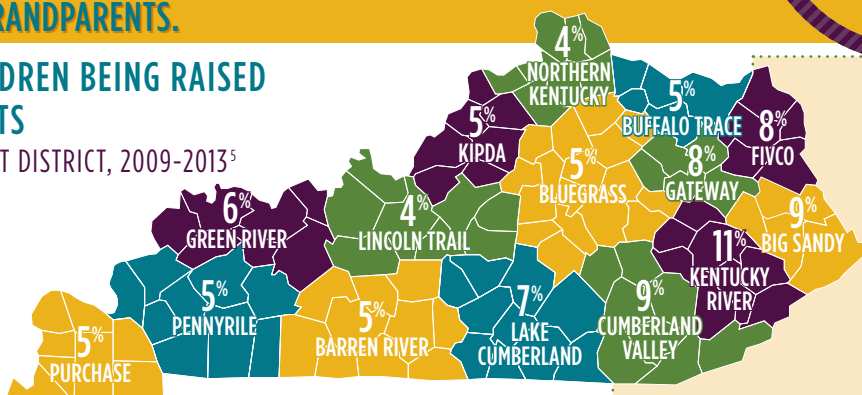
56,000

CHILDREN RAISED
BY GRANDPARENTS⁴

THE GREAT MAJORITY OF CHILDREN IN KINSHIP CARE ARE BEING RAISED BY THEIR GRANDPARENTS.

PERCENT OF CHILDREN BEING RAISED BY GRANDPARENTS

BY AREA DEVELOPMENT DISTRICT, 2009-2013⁵



EASTERN KENTUCKY HAS THE HIGHEST RATES OF CHILDREN BEING RAISED BY GRANDPARENTS.

WHAT DO WE KNOW ABOUT KENTUCKY CHILDREN WHO ARE BEING RAISED BY THEIR GRANDPARENTS?⁶



MORE THAN

1 IN 3

(37%)
IS UNDER
AGE

6

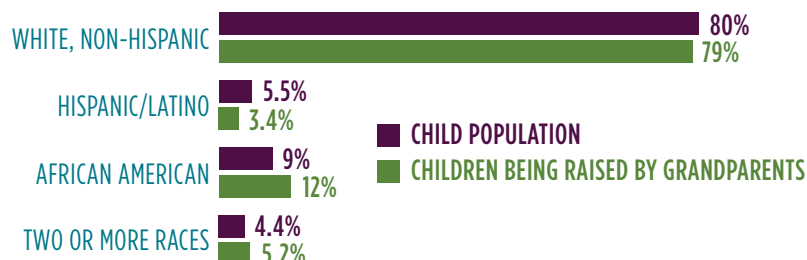
AND POTENTIALLY NEEDS CHILD CARE

LOWER MEDIAN FAMILY INCOME

\$40,600

COMPARED TO \$52,000

THE RACIAL AND ETHNIC COMPOSITION OF CHILDREN BEING RAISED BY GRANDPARENTS IS SIMILAR TO THAT OF THE OVERALL CHILD POPULATION.



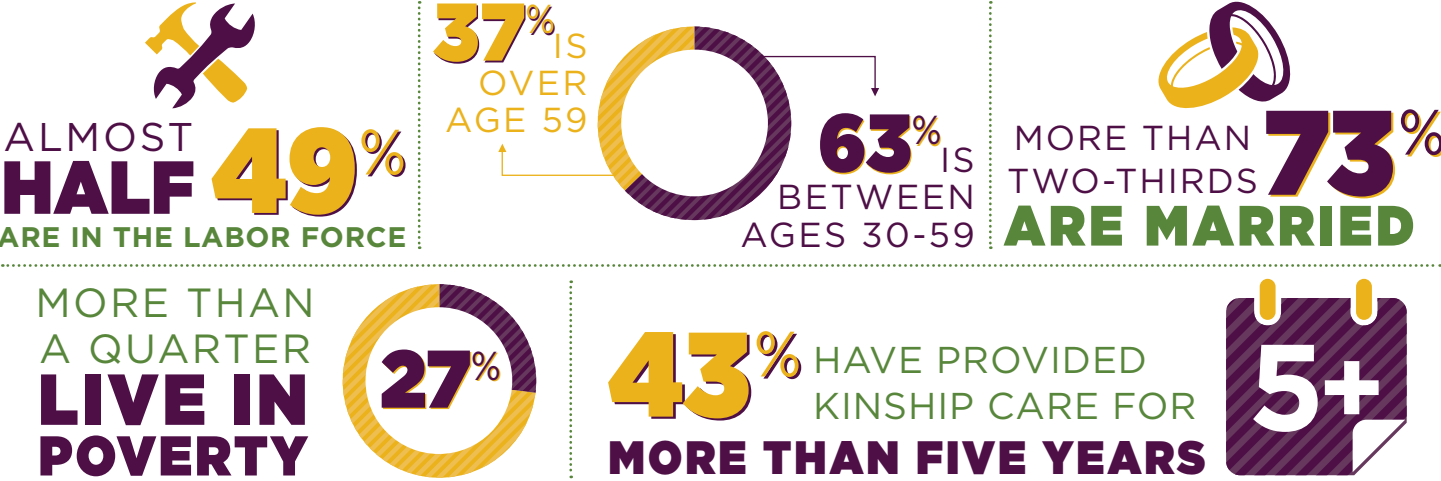
MORE LIKELY TO RECEIVE PUBLIC ASSISTANCE



COMPARED TO



WHAT DO WE KNOW ABOUT KENTUCKY GRANDPARENTS WHO ARE RAISING GRANDCHILDREN?⁷



INEQUITY OF SUPPORTS: KINSHIP CARE VS. FOSTER CARE

CHILDREN IN THE KENTUCKY KINSHIP CARE PROGRAM⁸



In 2013, the Kentucky Kinship Care Program kept almost 11,000 children out of foster care but due to budget cuts, no new participants have been enrolled since April 2013.

WHAT SUPPORTS ARE CHILDREN AND THEIR CAREGIVERS AUTOMATICALLY ELIGIBLE FOR REGARDLESS OF HOUSEHOLD INCOME?¹⁰

SUPPORTS	FOSTER CARE (ALL TYPES)	KINSHIP CARE	DEPENDENT ON HOW MUCH THEY EARN, KINSHIP FAMILIES MIGHT RECEIVE:
TRAINING FOR CAREGIVERS	<ul style="list-style-type: none">Free Training on things like Trauma, Child Development, and Managing Difficult BehaviorsOn-Going Training		<ul style="list-style-type: none">Medicaid/KCHIP
SERVICES FOR CAREGIVERS	<ul style="list-style-type: none">Respite CareOn-Going Parent Support Groups24-Hour On-Call Assistance <ul style="list-style-type: none">Parent MentorsServices for Biological Parents to Support Reunification	<ul style="list-style-type: none">Services for Biological Parents to Support Reunification**	<ul style="list-style-type: none">child care assistance
SERVICES FOR CHILDREN	<ul style="list-style-type: none">Case ManagementMental Health ServicesScreening and Assessments <ul style="list-style-type: none">Medical TransportationTraining on Independent Living SkillsTuition Waiver For Higher Education	<ul style="list-style-type: none">Case Management**Support Hotline	<ul style="list-style-type: none">SNAP, WIC (food assistance)free/reduced school lunchhelp with start-up costs
FINANCIAL ASSISTANCE	<ul style="list-style-type: none">\$690/Month, Per Child*MedicaidChild Care AssistanceFree/Reduced School LunchClothing Allowance <ul style="list-style-type: none">WICTax CreditsReimbursement For Graduation Expenses; Birthday & Holiday Gifts; School Supplies; Lifebook	<ul style="list-style-type: none">\$186/Month, For One Child***	

^{*}Minimum Monthly Rate For Family-Based Foster Care For Children Without Special Needs
^{**}For cases in which the state removes children from their homes and places them with relatives
^{***}The amount increases on a graduated scale for multiple children

Prior to 2013 budget cuts, children who were removed from their homes and placed with relatives as an alternative to foster care through the Kinship Care Program received \$300 per month, per child.

HOW CAN WE BETTER SUPPORT KINSHIP FAMILIES?

COMMUNITY EFFORTS

- Develop PEER SUPPORT GROUPS
- Encourage local businesses and organizations to POOL RESOURCES TO HELP KINSHIP FAMILIES
- Offer to PROVIDE OCCASIONAL CHILD CARE FOR KINSHIP CAREGIVERS when they need a break
- Advocate for INCREASED SUPPORTS FOR KINSHIP FAMILIES

POLICY RECOMMENDATIONS

- LIFT THE MORATORIUM on the Kentucky Kinship Care Program so that more kinship caregivers can get the financial support they need to raise children
- Increase supports for children being raised in kinship care to MATCH THE LEVEL OF SUPPORTS PROVIDED TO CHILDREN IN FOSTER CARE
- ENSURE KINSHIP FAMILIES receive full, written disclosure of the available services and supports, legal options, and how to access the courts to ensure safety, permanency and well-being for the child

SOURCES

1 Blueprint for Kentucky’s Children (2013). *Increase Supports for Kinship Families in Kentucky*. Available at blueprintky.org.

2 Annie E. Casey Foundation’s KIDS COUNT Data Center, *Children in Kinship Care, 2011-2013*.

3 Ibid.

4 Annie E. Casey Foundation’s KIDS COUNT Data Center, *Grandchildren in the Care of Grandparents, 2013*.

5 2009-2013 American Community Survey 5-year Estimates. Rates calculated by dividing grandchildren under 18 years living with a grandparent householder who has responsibility for the grandchild (Table B10002) by children under 18 years in households (Table B09005). Only Kentucky counties are included in the KIPDA percentage.


6 2013 American Community Survey 1-year Estimates.

7 Ibid.

8 Kentucky Cabinet for Health and Family Services, *Kentucky Kinship Care: Recipients and Payments*, CY 2013.

9 Kentucky Cabinet for Health and Family Services, *Children in Out-of-Home Care*, CY 2013.

10 Kentucky Administrative Regulations, Title 992, Chapter 1, Numbers 130, 140, and 350; Title 921, Chapter 2, Number 016



Kinship Families
COALITION OF KENTUCKY

FOR MORE INFORMATION, CHECK OUT:

- www.kinshipky.org
- [@kinshipky](https://twitter.com/kinshipky)
- [Facebook](https://www.facebook.com/kinshipky)
- [YouTube](https://www.youtube.com/kinshipky)
- [Instagram](https://www.instagram.com/kinshipky)
- 888-825-5592

This infographic was created by Kentucky Youth Advocates with funding from the Annie E. Casey Foundation and the Charles M. and Mary D. Grant Foundation. The contents of this report are the sole responsibility of the authors and do not necessarily reflect the opinions of the funders.