

# KIDS COUNT DATA CENTER

Access Data on Child Well-Being Through the Improved KIDS COUNT Data Center

[datacenter.kidscount.org](http://datacenter.kidscount.org)

The Annie E. Casey Foundation's KIDS COUNT Data Center is now easier to use. Access hundreds of child well-being indicators related to education, employment and income, health, poverty and youth risk factors. Data are available for the nation and for states, as well as for many cities, school districts, counties and congressional districts.

## NEW SITE FEATURES

Take advantage of a more powerful search tool. Enter any location, topic or keyword in the comprehensive new search function.

Learn how children are faring where you live by using the new interactive map.

Search by topic to find the data you need.

Easily create attractive tables, maps and graphs.

Share information with your social networks.

## KIDS COUNT data center

A PROJECT OF THE ANNIE E. CASEY FOUNDATION

[DATA BY LOCATION](#)[DATA BY TOPIC](#)[PUBLICATIONS](#)[UPDATES](#)[Help](#)[About](#)[Contact](#)

A project of the Annie E. Casey Foundation, KIDS COUNT is the premier source for data on child and family well-being in the United States. Access hundreds of indicators, download data and create reports and graphics on the KIDS COUNT Data Center that support smart decisions about children and families.

SEARCH

SEARCH DATA CENTER

CHOOSE A STATE



Want data on a national level?  
[VIEW U.S. DATA](#)

CHOOSE A DATA TOPIC



Demographics



Economic Well-Being



Education



Family & Community



Health



Safety & Risky Behavior

THE LATEST FROM KIDS COUNT



2013 Kids Count Data Book

QUICK LINKS

[Create Custom Profiles](#)

[KIDS COUNT State Rankings](#)

[Media Inquiries and Resources](#)

CASEY TWEETS

**KIDS COUNT** @aefkidscount  
RT @massbudget: Get the conversation going at [MassKidsCount.org](#). Leave a comment, start a discussion, be the first to share your...

**KIDS COUNT** @aefkidscount  
RT @utchildren: Grt editorial on the 2 Utah's [trib](#) editorial writers.Thanks for mentioning KIDS COUNT. #utleg tinyurl.com/nd2g6me

**Annie E. Casey Fdn** @AECFNews  
RT @aefjforkids: Hot off the press! The 2013 New Jersey #KidsCount Report is out: [bit.ly/1689tLw](#) fb.me/UoX6pZ3R

[Join the Conversation >](#)



Enter Your Email Address

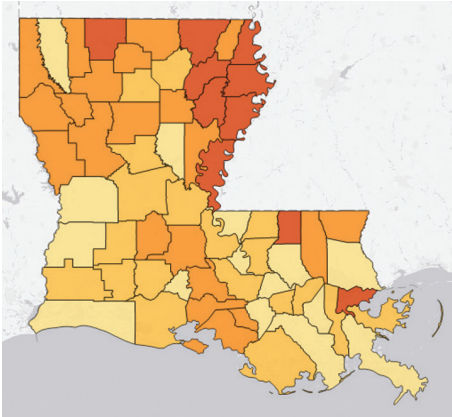
SUBMIT

STAY CONNECTED  

THE ANNIE E. CASEY FOUNDATION

# KIDS COUNT DATA CENTER

Analyze, Create and Share Information on Child Well-Being



Create your own maps to show differences in outcomes for children within or across states.

## 3rd Graders Below Proficiency - MSA

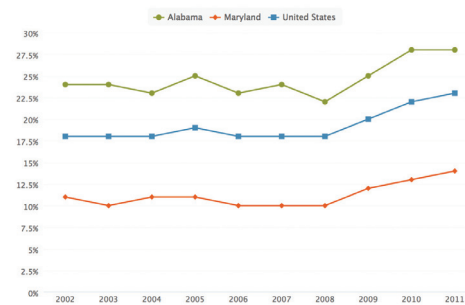
Data Provided by: [Advocates for Children and Youth](#)

Rank	Location	Percent ▲
Maryland		13.6%
1	Worcester	3.9%
2	Queen Anne's	5.2%
3	Calvert	6.6%
4	Howard	7.3%
5	Carroll	8.0%
6	Anne Arundel	8.3%
7	Frederick	8.3%

Compare states, cities and communities on indicators of child well-being.

## Children In Poverty

Data Provided by: [National KIDS COUNT](#)

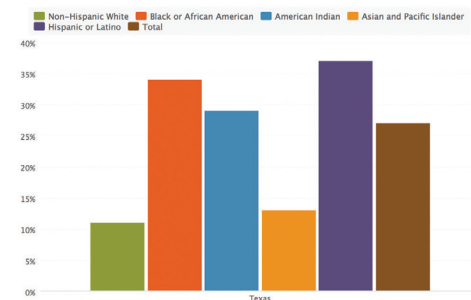


Create line graphs to highlight changes over time.

## Children In Poverty By Race

Race: All | Data Type: Percent

Data Provided by: [National KIDS COUNT](#)



Create bar graphs to illustrate differences across characteristics and geographies.

Share your custom graphics on your own websites, blogs and social networks.

[datacenter.kidscount.org](http://datacenter.kidscount.org)